

### 3.3.4 Public Associations We Joined

In the pursuit of sustainable corporate development and fulfillment of our corporate social responsibility, we have joined various public associations and organizations in recent years, including the following:

Name of Public Association	Form of Participation	Participating Committee
Chinese National Federation of Industries	Director	Industrial Policy Committee-Member Energy Policy Committee-Member Environment & Work Safety Committee-Member
Taiwan Man-Made Fiber Industries Association	Supervisor, member	-
Taiwan Knitting Industry Association	Member	-
Taiwan Technical Textiles Association	Vice President, member	-
Taiwan Textile Federation	Vice Chairman, member	-
Taiwan Textile Technology Association	Director , member	-
Taiwan Synthetic Resins Manufacturers Association	Director , member	-
Functional Water Association of Taiwan	Member	-
Taiwan Environmental Manufacturers Association	Member	-
Taoyuan City Guanyin Industrial Zone Manufacturers Association	Executive director	-
Dayuan Industrial Zone Manufacturers Association	Member	-
Sustainable Excellence Alliance	Member	-
Taiwan Circular Textile Initiative	Member	-
Taiwan Industrial Holding Association	Member	-

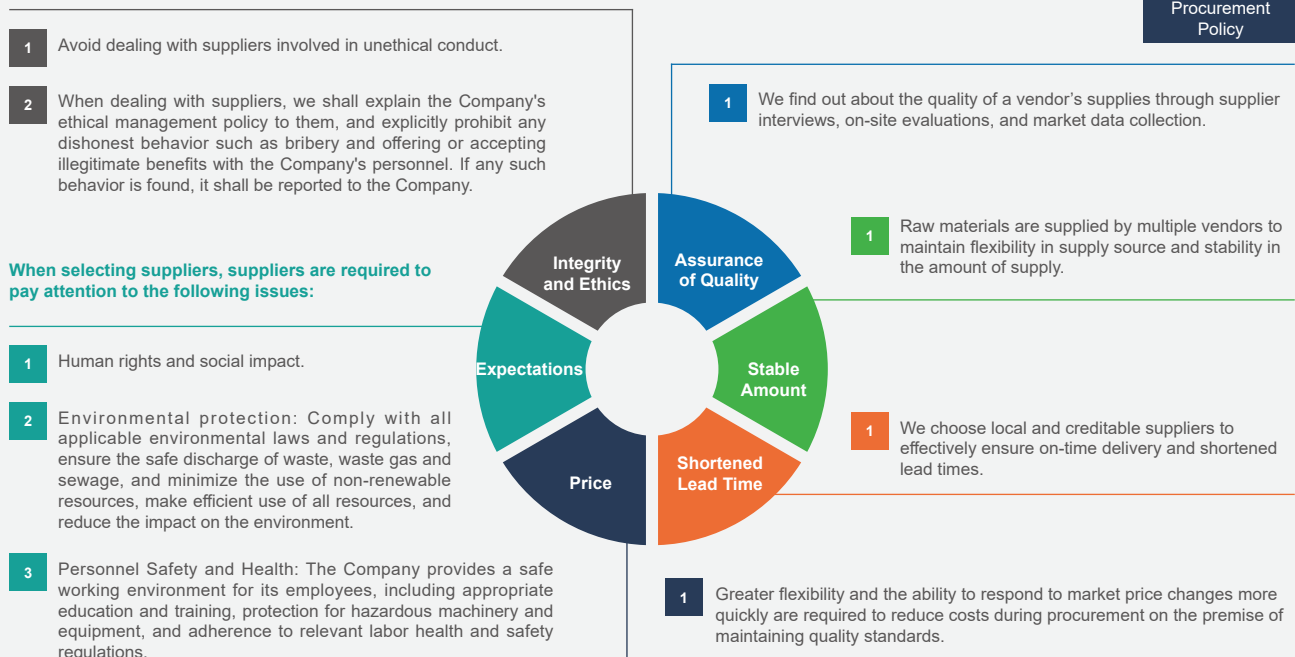
## 3.4 Supplier Management

### 3.4.1 Supply Chain of the Organization

The Company's supplier categories consist of key raw materials, key packaging materials, key indirect materials (such as fillers, process oils, and additives), and others (including outsourced finished products, product transportation, instrument calibration, product inspection, and infrastructure equipment). These suppliers are involved in transactions related to products and services.

### 3.4.2 Local Procurement Policy

We select suppliers based on their quality, price, lead time, stability in quantity, integrity, and the attention they pay to our expectations in order to ensure that the quality of the products and services they provide meets our needs, so that our company can operate normally in all aspects.



### 2023 Statistics on Major Domestic and Foreign Supplier (Type/Number)

Table of Vendor Statistics

Item	Domestic	International	Total
Key raw materials	70	11	81
Key indirect materials	36	7	43
Key packaging materials	52	0	52
Other	484	15	499
Total	642	33	675
Percentage	95.11%	4.89%	100%

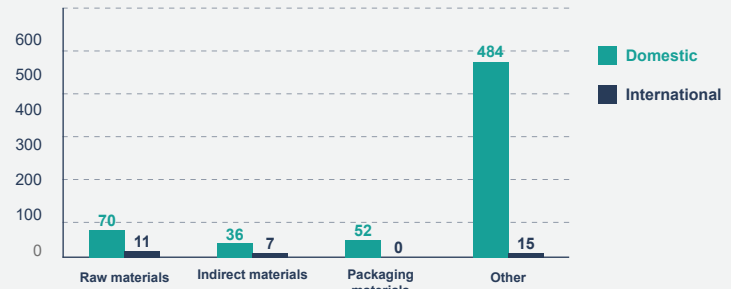
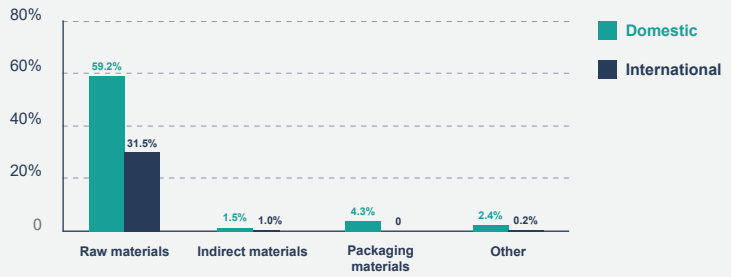


Table of the Percentage of Procurement Amount

Item	Domestic	International	Total
Key raw materials	59.22%	31.50%	90.72%
Key indirect materials	1.45%	0.95%	2.40%
Key packaging materials	4.29%	0.00%	4.29%
Other	2.39%	0.20%	2.59%
Total	67.35%	32.65%	100%



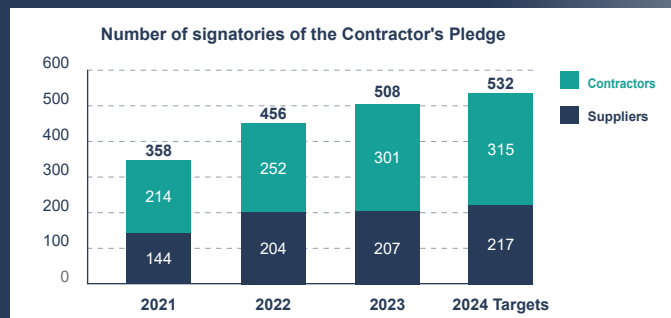
Note: The definition of local: "Domestic" is Taiwan, and "foreign" is imports. For CPL raw materials, we rely on imports.

### Supplier Performance Management

For suppliers of key raw materials, finished products, filler materials, packaging materials, process oils and additives, outsourced finished products, instrument calibration, finished product inspection, infrastructure and equipment and other products and services, we conduct supplier evaluation in accordance with our regulations for new and qualified suppliers, log the results in our ERP system for management afterwards, and ask suppliers that don't meet regulations to improve. In 2023, all suppliers were evaluated and passed the evaluation based on whether they had obtained relevant quality certifications, reasonable prices, the ability to accommodate demand with their supply, capacity status, and signed our Supplier's Pledge.

In accordance with the stipulated conditions, we conduct on-site audits of major domestic suppliers whose raw, indirect, and packaging materials account for more than 20% of our total supply (one supplier was audited on-site in 2023, with the result being satisfactory) in order to ensure that the suppliers' materials meet our needs and enable our operations to run normally.

In 2023, the Company collaborated with suppliers on corporate social responsibility initiatives. A total of 207 suppliers and 301 contractors have signed the Company's "Supplier's Pledge" to adhere to these standards. The number of signatories has continued to increase in 2024 to 532 (217 suppliers and 315 contractors).



### 3.4.3 Contractor Management

To prevent the occurrence of occupational accidents, the contractors and subcontractors who carry out contract work on site at Zig Sheng's locations shall follow the following management procedures in order to protect workers at the work site and avoid causing environmental damage. All contractors who work with us must sign the Contractor's Pledge and collaborate with us in fulfilling corporate social responsibility.

Contractor's Pledge	Before Construction	During Construction	After Construction
<ul style="list-style-type: none"> <li>Signing of the Contractor's Pledge</li> </ul>	<ul style="list-style-type: none"> <li>Joint operation agreement organization</li> <li>Personnel control (trained and qualified)</li> <li>Hazard notification</li> <li>Facility (equipment) inspection</li> <li>Process inspection</li> <li>Control of electrical equipment</li> <li>Application for special operations</li> </ul>	<ul style="list-style-type: none"> <li>Control for hazardous and environmental operations</li> <li>Inspections of operations on an irregular basis</li> <li>Accident correction and prevention</li> <li>Emergency response for accidents</li> </ul>	<ul style="list-style-type: none"> <li>Restoration of construction site</li> <li>Prompt departure of workers from the plant</li> </ul>

In 2023, we continued to evaluate our contractors, and all passed. They were assessed on whether they have obtained the relevant certifications, their reputation, the quality of their work, their professional (technical) ability, and whether they signed the Contractor's Pledge to ensure that the quality of the service they provide meets our needs.